

Pierre DE LOOF

13/7 Result H3 (12:20u) - M1X

blade	name	500m	1000m	1500m	2000m	details	progression
	Robert MANSON 11/10/1989	1.39.20 1	3.21.67 1	5.07.96 1	7.00.67 1	chrono place	Q
NZL1	NEW ZEALAND		1.42.47	1.46.29	1.52.71	500m	
	Barnabe DELARZE 30/06/1994	1.41.85 3	3.28.53 3	5.13.47 2	7.06.49 2	chrono place	Q
SUI1	SWITZERLAND		1.46.68	1.44.94	1.53.02	500m	
	Brian ROSSO 16/08/1987	1.42.66 4	3.28.84 4	5.14.77 3	7.08.61 3	chrono place	Q
ARG	ARGENTINA		1.46.18	1.45.93	1.53.84	500m	
	Pierre DE LOOF 1/08/1995	1.40.12 2	3.26.40 2	5.17.69 4	7.12.01 4	chrono place	Q
BEL2	BELGIUM		1.46.28	1.51.29	1.54.32	500m	
	Stephen COX 29/09/1991	1.45.80 5	3.34.50 5	5.24.17 5	7.16.75 5	chrono place	FE
ZIM	ZIMBABWE		1.48.70	1.49.67	1.52.58	500m	







13/7 Result Q2 (16:45u) - M1X

blade	name	500m	1000m	1500m	2000m	details	progression
	Oliver ZEIDLER 24/07/1996	1.45.23 5	3.33.08 2	5.23.53 2	7.07.68 1	chrono place	S A/B
GER2	GERMANY		1.47.85	1.50.45	1.44.15	500m	
	Nathan WEGRZYCKI-SZYMCZYK 5/01/1995	1.44.44 3	3.31.77 1	5.22.40 1	7.08.13 2	chrono place	S A/B
POL	POLAND		1.47.33	1.50.63	1.45.73	500m	
	Pierre DE LOOF 1/08/1995	1.44.80 4	3.33.69 5	5.23.82 3	7.09.31 3	chrono place	S A/B
BEL2	BELGIUM		1.48.89	1.50.13	1.45.49	500m	
	Philip DOYLE 17/09/1992	1.43.43 1	3.33.65 4	5.25.44 4	7.09.53 4	chrono place	FC
IRL	IRELAND		1.50.22	1.51.79	1.44.09	500m	
	Campbell WATTS 10/11/1995	1.43.82 2	3.33.28 3	5.25.99 5	7.12.06 5	chrono place	FC
AUS1	AUSTRALIA		1.49.46	1.52.71	1.46.07	500m	
	Ryuta ARAKAWA 3/08/1994	1.45.77 6	3.35.37 6	5.28.35 6	7.20.48 6	chrono place	FD
JPN1	JAPAN		1.49.60	1.52.98	1.52.23	500m	

Result S A/B2 (14/7 - 14:42) - M1X

blade	name	500m	1000m	1500m	2000m	details	progression
	Robert MANSON 11/10/1989	1.38.21 1	3.21.13 1	5.02.60 1	6.44.97 1	chrono place	F A
NZL1	NEW ZEALAND		1.42.92	1.41.47	1.42.37	500m	
	Ondrej SYNEK 13/10/1982	1.39.58 3	3.23.09 2	5.05.12 2	6.47.96 2	chrono place	F A
CZE	CZECH REPUBLIC		1.43.51	1.42.03	1.42.84	500m	
	Barnabe DELARZE 30/06/1994	1.40.11 4	3.25.08 5	5.09.27 5	6.50.56 3	chrono place	F A
SUI1	SWITZERLAND		1.44.97	1.44.19	1.41.29	500m	
	Thibaut VERHOEVEN 26/08/1992	1.39.27 2	3.23.85 3	5.08.29 4	6.52.30 4	chrono place	F B
FRA	FRANCE		1.44.58	1.44.44	1.44.01	500m	
	Nathan WEGRZYCKI-SZYMCZYK 5/01/1995	1.40.58 5	3.24.54 4	5.07.09 3	6.56.56 5	chrono place	F B
POL	POLAND		1.43.96	1.42.55	1.49.47	500m	
	Pierre DE LOOF 1/08/1995	1.40.92 6	3.28.03 6	5.16.54 6	7.11.66 6	chrono place	F B
BEL2	BELGIUM		1.47.11	1.48.51	1.55.12	500m	

Result F B (15/7-9:30u) - M1X

blade	name	500m	1000m	1500m	2000m	details	rank
	Sverri NIELSEN 14/10/1993	1.42.73 2	3.28.79 1	5.13.57 1	6.56.64 1	chrono place 500m	7
DEN	CROATIA		1.46.06	1.44.78	1.43.07		
	Mindaugas GRISKONIS 17/01/1986	1.42.76 3	3.29.69 3	5.15.55 2	6.57.48 2	chrono place 500m	8
LTU	LITHUANIA		1.46.93	1.45.86	1.41.93		
	Nathan WEGRZYCKI-SZYMCZYK 5/01/1995	1.43.75 5	3.30.40 4	5.17.44 4	7.01.90 3	chrono place 500m	9
POL	POLAND		1.46.65	1.47.04	1.44.46		
	Thibaut VERHOEVEN 26/08/1992	1.42.10 1	3.28.89 2	5.16.80 3	7.02.14 4	chrono place 500m	10
FRA	FRANCE		1.46.79	1.47.91	1.45.34		
	Robert VEN 23/08/1990	1.45.00 6	3.31.69 6	5.20.11 6	7.03.57 5	chrono place 500m	11
FIN	FINLAND		1.46.69	1.48.42	1.43.46		
	Pierre DE LOOF 1/08/1995	1.43.02 4	3.20.95 5	5.19.59 5	7.05.75 6	chrono place 500m	12
BEL2	BELGIUM		1.47.93	1.48.64	1.46.16		