

















24/6 Result F A (11:03) - LM 2X

blade	name	500m	1000m	1500m	2000m	details	rank
	RUTA Pietro OPPO Stefano	1.31.84 1	3.08.65 1	4.46.26 1	6.22.71 1	chrono place	1
ITA1	6/8/1987-12/9/1994		1.36.81	1.37.61	1.36.45	t.500m	
	BRUN Kristoffer STRANDLI Are	1.32.58 2	3.09.94 2	4.48.13 2	6.24.45 2	chrono place	2
NOR	7/4/1988-18/8/1988		1.37.36	1.38.19	1.36.32	t.500m	
	BRYŠ Tim VAN ZANDWEGHE Niels	1.33.82 4	3.11.48 4	4.50.30 5	6.25.84 3	chrono place	3
BEL	30/7/1992-28/2/1996		1.37.66	1.38.82	1.35.54	t.500m	
	BAROUKH Thomas HOUIN Pierre	1.32.70 3	3.10.13 3	4.49.64 3	6.26.57 4	chrono place	4
FRA1	15/12/1987-15/4/1994		1.37.43	1.39.51	1.36.93	t.500m	
	KOWALSKI Jerzy JANKOWSKI Milosz	1.34.10 5	3.11.54 5	4.50.27 4	6.26.64 5	chrono place	5
POL	23/2/1988-17/1/1990		1.37.44	1.38.73	1.36.37	t.500m	
	DUNHAM Matthew VAN DALEN Benjamin	1.35.75 6	3.12.62 6	4.51.39 6	6.28.68 6	chrono place	6
NZL	15/8/1994-9/11/1995		1.36.87	1.38.77	1.37.29	t.500m	






23/6 Result S A/B1 (12:42) - LM 2X

blade	name	500m	1000m	1500m	2000m	details	progr
	BRUN Kristoffer STRANDLI Are	1.32.66 1	3.07.56 1	4.43.17 1	6.18.80 1	chrono place t.500m	FA
NOR	7/4/1988-18/8/1988		1.34.90	1.35.61	1.35.63		
	BRYŠ Tim VAN ZANDWEGHE Niels	1.34.49 3	3.10.13 4	4.46.34 3	6.20.29 2	chrono place t.500m	FA
BEL	30/7/1992-28/2/1996		1.35.64	1.36.21	1.33.95		
	BAROUKH Thomas HOUIN Pierre	1.32.84 2	3.08.35 2	4.44.92 2	6.20.58 3	chrono place t.500m	FA
FRA1	15/12/1987-15/4/1994		1.35.51	1.36.57	1.35.66		
	COPUS Jamie HORSBURGH Gavin	1.35.41 6	3.11.19 6	4.48.16 5	6.22.03 4	chrono place t.500m	FB
GBR2	30/1/1993-26/8/1997		1.35.78	1.36.97	1.33.87		
	SOARES Gabriel SCALZONE Alfonso	1.34.63 4	3.09.96 3	4.46.47 4	6.23.25 5	chrono place t.500m	FB
ITA2	22/1/1997-11/6/1996		1.35.33	1.36.51	1.36.78		
	KHMARA Igor KOVALOV Stanislav	1.34.68 5	3.10.62 5	4.48.48 6	6.26.48 6	chrono place t.500m	FB
UKR	18/3/1990-20/8/1991		1.35.94	1.37.86	1.38.00		

22/6 Result R1 (17.25) - LM 2X

blade	name	500m	1000m	1500m	2000m	details	progression
	DUNHAM Matthew VAN DALEN Benjamin	1.35.14	3.11.82	4.48.38	6.22.12	chrono	\$ A/B
NZL	15/8/1994-9/11/1995	2	1	2	1	place	
	BRYŠ Tim VAN ZANDWEGHE Niels	1.35.29	3.11.98	4.48.01	6.22.14	chrono	\$ A/B
BEL	30/7/1992-28/2/1996	3	2	1	2	place	
	MOTTRAM Samuel LEE-GREEN Zak	1.35.09	3.12.31	4.48.47	6.24.78	chrono	F C
GBR1	14/11/1994-5/2/1991	1	3	3	3	place	
	SIEBER Bernhard SCHOEBERL Julian	1.35.53	3.13.37	4.49.51	6.29.93	chrono	F C
AUT1	6/8/1990-29/8/1996	4	4	4	4	place	
			1.37.84	1.36.14	1.40.42	t.500m	

22/6 Result H4 (13.10) - LM 2X

blade	name	500m	1000m	1500m	2000m	details	progression
	RUTA Pietro OPPO Stefano	1.32.79 1	3.07.69 1	4.42.64 1	6.17.63 1	chrono place	S A/B
ITA1	6/8/1987-12/9/1994		1.34.90	1.34.95	1.34.99	t.500m	
	BRY\$ Tim VAN ZANDWEGHE Niels	1.33.71 2	3.09.71 2	4.44.79 2	6.20.10 2	chrono place	R
BEL	30/7/1992-28/2/1996		1.36.00	1.35.08	1.35.31	t.500m	
	MUELLER Julian STRUZINA Andri	1.33.95 3	3.13.44 4	4.49.30 3	6.23.61 3	chrono place	R
SUI	10/4/1996-26/5/1997		1.39.49	1.35.86	1.34.31	t.500m	
	BEUREY Hugo BOVE Ivan	1.34.24 4	3.11.81 3	4.49.82 4	6.26.56 4	chrono place	R
FRA2	17/5/1998-19/6/1996		1.37.57	1.38.01	1.36.74	t.500m	
	COPU\$ Jamie HORSBURGH Gavin	1.42.54 5	3.28.12 5	5.14.09 5	6.59.18 5	chrono place	R
GBR2	30/1/1993-26/8/1997		1.45.58	1.45.97	1.45.09	t.500m	