

21 - 28 AUG 2016

2016 WORLD ROWING CHAMPIONSHIPS INTERNATIONAL EVENTS


Rotterdam, NED

Met een klik op bovenstaand logo krijg je de finale-uitslagen van de u23-races!










21/8 1X BLM - H3 (11.30u)

Niels VAN ZANDWEGHE

oars	name	500m	1000m	1500m	2000m	details	progression
	Niels VAN ZANDWEGHE 28-2-1996	1.43.55 1	3.32.29 1	5.20.85 1	7.06.41 1	chrono pl+dif	Q
BEL	BELGIUM		1.48.74	1.48.56	1.45.56	t.500m	
	Alexis LOPEZ GARCIA 1-5-1997	1.45.68 3 (2.13)	3.34.30 3 (2.01)	5.21.39 2 (0.54)	7.10.10 2 (3.69)	chrono pl+dif	Q
MEX	MEXICO		1.48.62	1.47.09	1.48.71	t.500m	
	Federico GHERZI 16-5-1994	1.44.90 2 (1.35)	3.33.11 2 (0.82)	5.21.77 3 (0.92)	7.13.92 3 (7.51)	chrono pl+dif	Q
ITA	ITALY		1.48.21	1.48.66	1.52.15	t.500m	
	Oliver THOMSEN 23-7-1995	1.45.70 4 (2.15)	3.40.11 4 (7.82)	5.38.35 4 (17.50)	7.35.37 4 (28.96)	chrono pl+dif	Q
DEN	DENMARK		1.54.41	1.58.24	1.57.02	t.500m	
	Mohamed Abderraouf DJOUIMAI 1-5-1994	1.52.10 5 (8.55)	3.49.67 5 (17.38)	5.48.64 5 (27.79)	7.47.85 5 (41.44)	chrono pl+dif	R
ALG	ALGERIA		1.57.57	1.58.97	1.59.21	t.500m	







23/8 - 1X LMB - Q2 (10.35u)

oars	name	500m	1000m	1500m	2000m	details	progression
 BEL	Niels VAN ZANDWEGHE 28-2-1996 BELGIUM	1.43.06 2 (0.77)	3.30.55 2 (0.28) 1.47.49	5.18.09 1 1.47.54	7.06.62 1 1.48.53	chrono pl+dif t.500m	S A/B
 AUT	Jakob ZWOELFER 16-11-1995 AUSTRIA	1.44.52 3 (2.23)	3.32.51 3 (2.22) 1.47.99	5.21.12 3 (3.03) 1.48.61	7.07.94 2 (1.32) 1.46.82	chrono pl+dif t.500m	S A/B
 TUN	Mohamed TAIEB 15-10-1996 TUNISIA	1.42.29 1	3.30.29 1 1.48.00	5.19.61 2 (1.52) 1.49.32	7.09.37 3 (2.75) 1.49.76	chrono pl+dif t.500m	S A/B
 HUN	Kalman FURKO 18-8-1997 HUNGARY	1.44.69 4 (2.40)	3.34.82 4 (4.53) 1.50.13	5.24.43 4 (6.34) 1.49.61	7.10.36 4 (3.74) 1.45.93	chrono pl+dif t.500m	S C/D
 USA	Walter BANFIELD 2-5-1995 UNITED STATES AMERICA	1.47.49 5 (4.23)	3.40.56 5 (5.88) 1.49.65	5.36.78 5 (10.15) 1.52.07	7.19.06 5 (12.44) 1.50.82	chrono pl+dif t.500m	S C/D
 POR	Tiago SUSANO 25-8-1997 PORTUGAL	1.46.82 6 (4.53)	3.38.88 6 (8.59) 1.52.06	5.33.03 6 (14.94) 1.54.15	7.25.93 6 (19.31) 1.52.90	chrono pl+dif t.500m	S C/D



aankomst kwartfinale 2







24/8 - 1X LMB - S A/B1 (17.40u)

oars	name	500m	1000m	1500m	2000m	details	progression
 BEL	Niels VAN ZANDWEGHE 28-2-1996 BELGIUM	1.42.07 2 (1.29)	3.29.21 2 (2.57) 1.47.14	5.15.18 2 (1.48) 1.45.97	6.58.61 1 1.43.43	chrono pl+dif t.500m	F A
 ITA	Federico GHERZI 16-5-1994 ITALY	1.40.78 1	3.26.64 1 1.45.86	5.13.70 1 1.47.06	7.00.90 2 (2.29) 1.47.20	chrono pl+dif t.500m	F A
 NOR	Ask Jarl TJOEM 2-7-1996 NORWAY	1.43.62 3 (2.84)	3.31.93 4 (5.29) 1.48.31	5.17.24 3 (3.54) 1.45.31	7.01.42 3 (2.81) 1.44.18	chrono pl+dif t.500m	F A
 BRA	Uncas BATISTA 14-10-1996 BRAZIL	1.45.04 5 (4.26)	3.32.24 5 (5.60) 1.47.20	5.18.62 4 (4.92) 1.46.38	7.02.53 4 (3.92) 1.43.91	chrono pl+dif t.500m	F B
 CZE	Jiri SIMANEK 11-10-1995 CZECH REPUBLIC	1.44.51 4 (3.73)	3.31.74 3 (5.10) 1.47.23	5.19.85 5 (6.15) 1.48.11	7.12.59 5 (13.98) 1.52.74	chrono pl+dif t.500m	F B
 IRQ	Mohammed Mohammed AL-KHAFAJI 2-2-1994 IRAQ	1.45.70 6 (4.92)	3.34.93 6 (8.29) 1.49.23	5.23.91 6 (10.21) 1.49.98	7.15.48 6 (16.87) 1.51.57	chrono pl+dif t.500m	F B



aankomst halve finale A/B 1

26/8 Result F A (15:00) - BLM1X

oars	name	500m	1000m	1500m	2000m	details	rank
 BEL	Niels VAN ZANDWEGHE 28-2-1996 BELGIUM	1.51.63 2 (0.58)	3.47.22 2 (0.55)	5.41.83 1	7.31.96 1	chrono pl+dif t.500m	1
 GER	Jonathan ROMMELMANN 18-12-1994 GERMANY	1.52.07 3 (1.02)	3.47.27 3 (0.60)	5.42.50 2 (0.67)	7.32.85 2 (0.89)	chrono pl+dif t.500m	2
 MEX	Alexis LOPEZ GARCIA 1-5-1997 MEXICO	1.51.05 1	3.46.67 1	5.42.90 3 (1.07)	7.37.80 3 (5.84)	chrono pl+dif t.500m	3
 ITA	Federico GHERZI 16-5-1994 ITALY	1.53.06 4 (2.01)	3.49.74 4 (3.07)	5.46.41 4 (4.58)	7.40.44 4 (8.48)	chrono pl+dif t.500m	4
 NOR	Ask Jarl TJØEM 2-7-1996 NORWAY	1.54.02 6 (2.97)	3.51.70 6 (5.03)	5.48.17 5 (6.34)	7.42.08 5 (10.12)	chrono pl+dif t.500m	5
 GBR	Samuel MÖTTRAM 14-11-1994 GREAT BRITAIN	1.53.45 5 (2.40)	3.51.61 5 (4.94)	5.49.07 6 (7.24)	7.46.93 6 (14.97)	chrono pl+dif t.500m	6






NIELS VAN ZANDWEGHE IS WERELDKAMPIOEN 1X BLM!!! PROFICIAT!!!

Wereldkampioenschappen Roeien Senioren, Onder 23 & Junioren 2016 Rotterdam









21/8 2XBLM - H2 (12.20u)







Ruben SOMERS-Aurélien GOUBAU

oars	name	500m	1000m	1500m	2000m	details	progression
 SVK	Peter ZELINKA Richard VANCO 26/9/1995 - 25/5/1994 SLOVAKIA	1.36.44 2 0.33	3.16.22 2 1.48 1.39.78	4.56.88 2 1.28 1.40.66	6.33.69 1 1.36.81	chrono place dif t.500m	S A/B
 SRB	Marco JOSIC Peter JOVANOVIC 6/1/1994 - 14/2/1994 SERBIA	1.36.11 1	3.14.74 1 1.38.63	4.55.60 1 1.40.86	6.33.90 2 0.21 1.38.30	chrono place dif t.500m	S A/B
 BEL	Ruben SOMERS Aurélien GOUBAU 6/4/1995 - 14/6/1996 BELGIUM	1.36.29 2 0.17	3.16.26 3 1.52 1.39.98	4.57.54 3 1.94 1.41.28	6.38.69 3 5.00 1.41.15	chrono place dif t.500m	R
 USA	Samuel O'BRIEN Nicholas MONTALVO 20/3/1997 - 23/7/1995 UNITED STATES AMERICA	1.36.58 4 0.47	3.17.30 4 2.56 1.40.72	4.59.09 4 3.49 1.41.79	6.40.16 4 6.47 1.41.07	chrono place dif t.500m	R
 SUI	Kaspar BUEHRER Daniel MOLINO 18/6/1996 - 13/11/1997 SWITZERLAND	1.36.90 5 0.79	3.19.37 5 4.63 1.42.47	5.04.13 5 8.53 1.44.76	6.47.56 5 13.87 1.43.43	chrono place dif t.500m	R







22/8 2XBLM - R1 (10.40u)

oars	name	500m	1000m	1500m	2000m	details	progression
	Junjie CHEN Sensen CHEN 8/3/1996 - 10/5/1996	1.35.68 2 2.23	3.14.21 2 0.51	4.53.55 1	6.30.96 1	chrono place dif t.500m	S A/B
CHN	CHINA		1.38.53	1.39.34	1.37.41		
	Ruben SOMERS Aurélien GOUBAU 6/4/1995 - 14/6/1996	1.35.99 3 2.54	3.15.06 3 1.36	4.53.66 2 0.11	6.32.67 2 1.71	chrono place dif t.500m	S A/B
BEL	BELGIUM		1.39.07	1.39.60	1.39.01		
	Nikita BOLOZIN Aleksandr BOGDASHIN 14/12/1994 - 25/10/1994	1.33.45 1	3.13.70 1	4.56.03 3 2.48	6.34.36 3 3.40	chrono place dif t.500m	S C/D
RUS	RUSSIA		1.40.25	1.42.33	1.38.33		
	Jakub INGER Marek HODRMENT 20/4/1996 - 31/3/1994	1.36.19 4 2.74	3.15.95 4 2.25	4.56.89 4 3.34	6.35.90 4 4.95	chrono place dif t.500m	S C/D
CZE	CZECH REPUBLIC		1.39.76	1.40.94	1.39.01		
	Masahiro TAKEDA Naoki FURUTA 5/6/1996 - 27/9/1996	1.36.64 5 3.19	3.16.97 5 3.27	5.00.99 5 7.44	6.44.50 5 13.54	chrono place dif t.500m	S C/D
JPN	JAPAN		1.40.33	1.44.02	1.43.51		
	Mohamed Khalil MANSOURI Mohamed BEN SIDHOM 25/12/1997 - 16/3/1997	1.38.93 6 5.48	3.23.72 6 10.02	5.09.03 6 15.48	6.51.27 6 20.31	chrono place dif t.500m	S C/D
TUN	TUNISIA		1.44.79	1.45.31	1.42.24		

23/8 2XBLM - S A/B1 (16.50u)

oars	name	500m	1000m	1500m	2000m	details	progression
	Adria MITJAVILA Rodrigo CONDE ROMERO 4/6/1994 - 3/9/1997	1.34.49 1	3.11.86 1	4.50.28 1	6.29.14 1	chrono place dif t.500m	FA
ESP	SPAIN		1.37.37	1.38.42	1.38.86		
	Benjamin DAVID Adrien CONSTANTINI 2/2/1994 - 15/9/1994	1.35.75 2 1.26	3.14.76 2 2.90	4.54.07 2 3.79	6.31.34 2 2.20	chrono place dif t.500m	FA
FRA	FRANCE		1.39.01	1.39.31	1.37.27		
	Fredrik LEICHT Alexander MODEST 29/7/1994 - 28/1/1995	1.37.73 4 3.24	3.16.54 4 4.68	4.55.92 4 5.64	6.32.52 3 3.38	chrono place dif t.500m	FA
DEN	DENMARK		1.38.81	1.39.38	1.36.60		
	Peter CSISZAR Bence SZLOVAK 26/3/1994 - 29/3/1996	1.38.01 5 3.52	3.18.75 5 6.89	4.58.62 5 8.34	6.33.20 4 4.06	chrono place dif t.500m	FB
HUN	HUNGARY		1.40.74	1.39.87	1.34.58		
	Marco JOSIC Peter JOVANOVIC 6/1/1994 - 14/2/1994	1.36.48 3 1.99	3.14.85 3 2.99	4.55.80 3 5.52	6.37.13 5 7.99	chrono place dif t.500m	FB
SRB	SERBIA		1.38.37	1.40.95	1.41.33		
	Ruben SOMERS Aurélien GOUBAU 6/4/1995 - 14/6/1996	1.38.81 6 4.32	3.19.25 6 7.39	5.01.29 6 11.00	6.42.11 6 12.97	chrono place dif t.500m	FB
BEL	BELGIUM		1.40.44	1.42.03	1.40.83		

25/8 2XBLM - F B (12.40u)

oars	name	500m	1000m	1500m	2000m	details	progression
 GER	Jonathan SCHREIBER Joachim AGNE 18/9/1997 - 29/9/1994 GERMANY	1.35.40 1	3.13.38 1	4.51.64 1	6.28.39 1	chrono place dif t.500m	7
 SRB	Marco JOSIC Peter JOVANOVIC 6/1/1994 - 14/2/1994 SERBIA	1.38.58 4 3.18	3.16.64 2 3.26 1.38.06	4.55.39 2 3.75 1.38.75	6.31.25 2 2.86 1.35.86	chrono place dif t.500m	8
 BEL	Ruben SOMERS Aurélien GOUBAU 6/4/1995 - 14/6/1996 BELGIUM	1.38.13 3 2.73	3.17.56 3 4.18 1.39.43	4.57.16 3 5.52 1.39.60	6.33.18 3 4.79 1.36.02	chrono place dif t.500m	9
 CHN	Junjie CHEN Sensen CHEN 8/3/1996 - 10/5/1996 CHINA	1.38.89 5 3.49	3.18.83 4 5.45 1.39.94	4.57.79 4 6.15 1.38.96	6.33.30 4 4.91 1.35.51	chrono place dif t.500m	10
 HUN	Peter CSISZAR Bence SZLOVAK 26/3/1994 - 29/3/1996 HUNGARY	1.37.96 2 2.56	3.19.26 5 5.88 1.41.30	4.59.82 5 8.18 1.40.56	6.37.04 5 8.65 1.37.22	chrono place dif t.500m	11
 CRO	Luka PAP Dominik SUTALO 27/4/1994 - 12/3/1996 CROATIA	1.39.00 6 3.60	3.21.03 6 7.65 1.42.03	5.03.65 6 12.01 1.42.62	6.45.13 6 16.74 1.41.48	chrono place dif t.500m	12

Wereldkampioenschappen Roeien Senioren, Onder 23 & Junioren 2016 Rotterdam









21/8 2X BM - H1 (10.45u)

Tom DE BORGER-Ruben CLAEYS

oars	name	500m	1000m	1500m	2000m	details	progression
	Amos KEIJSER Abe WIERSMA 29/9/1994 - 14/8/1994	1.33.31 2 0.06	3.10.36 1	4.49.63 1	6.26.60 1	chrono place dif	S A/B
NED	NETHERLANDS		1.37.05	1.39.27	1.36.97	t.500m	
	Trevor JONES Cody BAILEY 1/10/1997 - 6/10/1994	1.33.25 1	3.10.84 2 0.48	4.50.44 2 0.81	6.29.38 2 2.78	chrono place dif	S A/B
CAN	CANADA		1.37.59	1.39.60	1.38.94	t.500m	
	Tom DE BORGER Ruben CLAEYS 10/7/1997 - 4/7/1997	1.35.03 4 1.78	3.13.74 3 3.38	4.55.76 3 6.13	6.35.27 3 8.67	chrono place dif	S A/B
BEL	BELGIUM		1.38.71	1.42.02	1.39.51	t.500m	
	Geir SUURSILD Kivilo MARTIN 13/10/1994 - 17/5/1996	1.34.59 3 1.34	3.13.97 4 3.61	4.55.88 4 6.25	6.36.31 4 9.71	chrono place dif	R
EST	ESTONIA		1.39.38	1.41.91	1.40.43	t.500m	
	Sulpianto SULPIANTO Memo MEMO 10/4/1997 - 8/1/1995	1.35.09 5 1.94	3.15.57 5 5.21	4.58.94 5 9.31	6.43.42 5 16.82	chrono place dif	R
INA	INDONESIA		1.40.48	1.43.37	1.44.48	t.500m	

23/8 2XBM - 5 A/B2 (16.15u)

oars	name	500m	1000m	1500m	2000m	details	progression
	Max APPEL Philipp SYRING 19/3/1996 - 12/11/1996	1.32.25 1	3.07.67 1	4.44.52 1	6.23.32 1	chrono place dif	F A
GER	GERMANY		1.35.42	1.36.85	1.38.80	t.500m	
	Trevor JONES Cody BAILEY 1/10/1997 - 6/10/1994	1.33.26 3 1.01	3.10.07 3 2.40	4.47.19 2 2.67	6.24.93 2 1.61	chrono place dif	F A
CAN	CANADA		1.36.81	1.37.12	1.37.74	t.500m	
	Tom DE BORGER Ruben CLAEYS 10/7/1997 - 4/7/1997	1.34.33 3 2.08	3.12.83 3 5.16	4.51.44 3 6.92	6.26.63 3 3.31	chrono place dif	F A
BEL	BELGIUM		1.38.50	1.38.61	1.35.19	t.500m	
	Marcin SOBIERA Mateusz SWIETEK 24/7/1995 - 8/6/1996	1.34.41 4 2.16	3.13.37 5 5.70	4.51.95 4 7.43	6.27.26 4 3.94	chrono place dif	F B
POL	POLAND		1.38.96	1.38.58	1.35.31	t.500m	
	Gergo CZIRAKI Riccardo COAN 22/11/1997 - 4/3/1996	1.35.21 6 2.96	3.12.84 4 5.17	4.51.95 4 7.43	6.30.01 5 6.69	chrono place dif	F B
ITA	ITALY		1.37.63	1.39.11	1.38.06	t.500m	
	Sulpianto SULPIANTO Memo MEMO 10/4/1997 - 8/1/1995	1.34.44 5 2.19	3.13.39 6 5.72	4.55.05 6 10.53	6.38.40 6 15.08	chrono place dif	F B
INA	INDONESIA		1.38.95	1.41.66	1.43.35	t.500m	

oars	name	500m	1000m	1500m	2000m	details	progression
 GER	Max APPEL Philipp SYRING 19/3/1996 - 12/11/1996 GERMANY	1.37.97 1	3.20.74 1	5.01.68 1	6.40.81 1	chrono place dif t.500m	1
 NOR	Martin HELSETH Erik SOLBAKKEN 11/7/1994 - 30/8/1994 NORWAY	1.40.51 4 2.54	3.23.68 3 2.94 1.43.17	5.04.86 3 3.18 1.41.18	6.41.81 2 1.00 1.36.95	chrono place dif t.500m	2
 NED	Amos KEUSER Abe WIERSMA 29/9/1994 - 14/8/1994 NETHERLANDS	1.38.83 2 0.86	3.22.45 2 1.71 1.43.62	5.04.63 2 2.95 1.42.18	6.44.00 3 3.19 1.39.37	chrono place dif t.500m	3
 RSA	Bradley BETTS Kyle SCHOONBEE 28/12/1994 - 8/11/1995 SOUTH AFRICA	1.39.24 3 1.27	3.25.05 5 4.31 1.45.81	5.10.52 5 8.84 1.45.47	6.51.81 4 11.00 1.41.29	chrono place dif t.500m	4
 CAN	Trevor JONES Cody BAILEY 1/10/1997 - 6/10/1994 CANADA	1.40.54 5 2.57	3.24.64 4 3.90 1.44.10	5.08.22 4 6.54 1.43.58	6.52.20 5 11.39 1.43.98	chrono place dif t.500m	5
 BEL	Tom DE BORGER Ruben CLAEYS 10/7/1997 - 4/7/1997 BELGIUM	1.42.18 5 4.21	3.31.05 6 10.31 1.48.87	5.20.92 6 19.24 1.49.87	7.12.64 6 31.83 1.51.72	chrono place dif t.500m	6

Geplande activiteiten senior 2016 > klik op onderstaande kalender

KALENDER SENIÖREN U23 2016														
October	November	December	Januari	Februari	Maart	April	Mai	Juni	Juli	Augustus	September	October	November	December
1	Max kracht	Max kracht	Krokoatage			Assistentie	Stage			Endstage			Assistentie	
2	Leopold	Max kracht	Krokoatage			Time Trials	Stage			Endstage			Assistentie	
3	BK Lange Baten	Assistentie	Krokoatage			Time Trials	Stage			Endstage			Assistentie	
4	BK Lange Baten	Assistentie	Krokoatage			Passstage	Stage			Endstage			Assistentie	
5		Assistentie	Engkost			Passstage	Stage			Endstage			Assistentie	
6						Passstage	Stage			Endstage			Assistentie	
7						Passstage	Stage			Endstage			Assistentie	
8						Passstage	Stage			Endstage			Assistentie	
9						Passstage	Stage			Endstage			Assistentie	
10						Passstage	Stage			Endstage			Assistentie	
11						Passstage	Stage			Endstage			Assistentie	
12						Passstage	Stage			Endstage			Assistentie	
13						Passstage	Stage			Endstage			Assistentie	
14						Passstage	Stage			Endstage			Assistentie	
15						Passstage	Stage			Endstage			Assistentie	
16						Passstage	Stage			Endstage			Assistentie	
17						Passstage	Stage			Endstage			Assistentie	
18						Passstage	Stage			Endstage			Assistentie	
19						Passstage	Stage			Endstage			Assistentie	
20						Passstage	Stage			Endstage			Assistentie	
21						Passstage	Stage			Endstage			Assistentie	
22						Passstage	Stage			Endstage			Assistentie	
23						Passstage	Stage			Endstage			Assistentie	
24						Passstage	Stage			Endstage			Assistentie	
25						Passstage	Stage			Endstage			Assistentie	
26						Passstage	Stage			Endstage			Assistentie	
27						Passstage	Stage			Endstage			Assistentie	
28						Passstage	Stage			Endstage			Assistentie	
29						Passstage	Stage			Endstage			Assistentie	
30						Passstage	Stage			Endstage			Assistentie	
31						Passstage	Stage			Endstage			Assistentie	